



EYELID OR CONJUNCTIVAL SWABS

Requires both blood and chocolate agar plates

Inoculating both eyes
on the same plate



Blood Agar



Chocolate Agar

Inoculating one eye
on different plates



Blood Agar

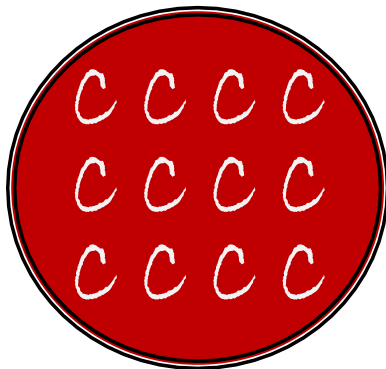


Chocolate Agar


Label R or L on the plate bottom, **NOT** the lid.

CORNEAL SCRAPINGS

Requires all three media types



Blood Agar



Chocolate Agar



Thio Broth

CORNEA BIOPSY



Submit in sterile cup on sterile gauze pad moistened with sterile saline.

INTRAOCULAR FLUID

(AQUEOUS OR VITREOUS HUMOR)



Submit in capped syringe with needle removed.

Transport at room temperature to lab immediately.
Stability is 24 hours. Specimens will be rejected if received after 24 hours.